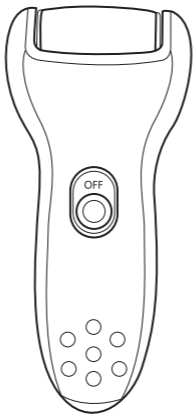













MiroPure



MiroPure Rechargeable Electric Pedicure Foot File

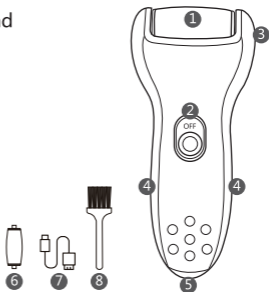
To ensure proper operation of this device, please read the instructions carefully before using the appliance . Kindly refer to it for future use.

1.  **WARNING** Do not use this device if you have infection, injuries, allergies at the hands or feet.
2.  **WARNING** Keep the device away from fire or corrosive liquids.
3.  **WARNING** Stop using the device if it is damaged or broken. (such as burning smell or abnormal sound.)
4.  **WARNING** Keep the device out of the reach of children.
5.  **WARNING** Do not attempt to repair, disassemble, or modify the device.
6.  **CAUTION** If the device is not used for a long time, turn off the device and store in the dry and ventilated place.
7.  **WARNING** Do not hit product or throw it into the fire to avoid fire or explosion.
8.  **WARNING** The product is just designed for pedicure and manicure. Please do not use it for other purpose.
9.  **CAUTION** This callus remover is specially designed for the callused feet or heel. Please do not use it on other parts of the body.

Product Structure



1. Interchangeable Roller Head
2. ON/OFF Button
3. Roller-Detach Button
4. Indicator Light
5. USB Charging Interface
6. Fine Roller
7. USB Charging Cable
8. Cleaning Brush



Specifications



| | |
|------------------|------------------|
| Model No. | SV-006 |
| Product Size | 18.9*10.1*4.8 cm |
| Product Weight | 331g |
| Battery Capacity | 750 mAh |
| Charging Time | 1.5 Hours |
| Output | 5V / 1A |

Product Feature



1. Its ergonomic design encourages portability and user-friendliness (Fits seamlessly in the palms of your hands).
2. The roller head is specially made of corundum sand and carborundum sand, which can remove callus and dry hard skin quickly and effectively. It's safe with no irritation to the skin, making your feet soft and smooth in minutes.
3. Fine roller is designed for the part with less callus or dry dead skin.
4. Coarse roller is designed for the part with more callus or dry hard skin.
5. USB charging is safe and environmental friendly. No need to change out the batteries.
6. IPX 7 level of waterproof function. You can do the pedicure in the shower or in the bath tub.
6. Portable size and light weight is convenient for you to carry wherever you want to.

Instructions



How To Use the Electric Foot File?

1. Clean or soften the skin, then wipe the skin dry to get a better result.
Note: please do not use it when there is wound or blood on the skin.
2. Choose the coarse / fine roller according to your needs.
3. Press the side button to detach the roller if you need to change the other roller.

4. Install the roller. Check carefully and make each end placed properly into the hole. Do not turn on the device if the roller has not been placed properly.
5. Push up the ON / OFF button and the roller starts to rotate 360 degrees to remove the callus or dry hard skin off the skin.
6. Gently slide back and forth over the callous/hard skin for 2-3 seconds. Do not press hard. Just gently glide the unit over desired area. The unit will stop if it is pressed too hard on the skin. (This is specially designed to prevent the skin from injury.)
7. Turn the device off and check if you have achieved the smoothness and softness desired. If not, turn on the device and go over for 2-3 seconds again. Repeat until you are satisfied.
8. Wash the feet with warm water and apply some moisturizing cream over the feet.
9. After finishing using, please clean the device in time.
10. Store in a dry and ventilated place.

NOTE: Do not use the device at the same part for a long time. Over use may hurt your skin. And please stop using if the skin is irritated or inflamed.



How To Charge the Electric Foot File?



1. Make sure it is powered off. Do not switch on or use the device while charging.
2. Connect the device with the provided USB cable to the computer USB port or charger adapter. Ensure that it has been connected properly.
3. The red LED indicator Light will turn on when charging. (If the device runs low power, the indicator light is also red.)

4. Full charge takes up to 1.5 hours. (If the device has not been used for a long time, please charge it for at least 2 hours).
The LED indicator light will turn green when fully charged.
5. The device can be used about 80 times once fully charged.
6. You can choose any AC adapter output about 5V=1A (you can use most of the cell phone chargers).



Cleaning and Maintenance



Please clean the device after each use to keep it clean and maintain its good performance for a long time. The device has a IPX7 level of waterproof function. You can clean the device by running water for the entire device.

1. Turn off the device.
2. Clean the roller with a cleaning brush.
3. Wash the device by running water under a tap. You can turn on the device and keep it working for 5 to 19 seconds for quick and efficient cleaning. If necessary, you can also immerse the device in the water.
4. Turn off the device after cleaning.
5. Wipe the main body with a clean dry cloth.
6. Store the device in a dry and ventilated place. Do not put in the high-temperature place. Keep it out of the reach of children.

| Problems | Possible Causes | Solutions |
|---------------|--|--|
| Does not Work | Check if the device is out of power. | Charge the device. |
| | Check if it power button has been switched on | Push the button to turn on again. |
| | Check if the roller has been placed properly | Remove the roller and install again. |
| Not Powerful | Check if the device is out of power. | Charge the device. |
| Cannot Charge | Check if there is enough power in the power bank. | Try to charge with another power bank. |
| | Check if there is power in the socket. | Try another power socket |
| | Check if the USB interface of the computer is defective. | Try another USB interface. |
| | Check if the USB cable has been connected properly. | Connect the USB cable properly. |

If there is any problem with this Electric foot file and you cannot be solve it with relevant information, please contact MiroPure Customer Support Team immediately.

Q: Can I wash the feet first and then use this foot file?

A: Yes. But we recommend to wipe the water off the feet to get a better result. Too much water over the feet may cause slippery of the device which is not good for removing the callus.

Q: How often do I have to change the roller head?

A: It depends on how often you use the product, how rough your skin is, many different variables. And we will have the refill rollers available for the customers soon.

Q: Will the roller hurt my skin?

A: No need to worry about it. Do not use it at the same part for a long time and don't put too much pressure over it. And the rollers are specially designed to remove the callus off the feet. No irritation to the skin.

Q: How long can the battery last after charging?

A: It can last for about 80 minutes if the device is fully charged.

Q: Is the product waterproof?

A: The product is waterproof. It has a very high level IPX7 of waterproof function. You can wash the device directly by running water. You can even immerse it under water.

Q: Is this product suitable for children or old people?

A: The skin of children is tender and soft. No need to remove the callus. Most old people have piled callus or dry skin, they can use this device once or twice a week.

Thank you for purchasing the MiroPure Rechargeable Electric Pedicure Foot File. If you need any product support, kindly contact our professional MiroPure Support Team by

E-mail: service@miropure.co.uk

Website: <http://www.miropure.co.uk>

Facebook: <https://www.facebook.com/MiroPure>

This device complies with Industry Canada licence-exempt ICES-003 standard(s).

Operation is subject to the following two conditions:

- (1) This device may not cause interference.
- (2) This device must accept any interference, including interference that may cause undesired operation of the device.

This device complies with Part 15 of the FCC Rules

Thank you very much for using our product. Please read the user manual carefully before use, and keep it for future reference